

ST60 Setup & Operation Cue Card **TRIDATA**

Introduction


This cue card provides a quick reference guide to the operation and calibration features of the ST290 Tridata instrument. Unless stated otherwise, all key presses are momentary.

Operation

depth


↓

Current depth




↓

Shallow alarm threshold




↓

Deep alarm threshold




↓

Anchor shallow alarm threshold



↓


Anchor deep alarm threshold



speed


↓

Boat speed



↓


Maximum speed



↓

reset
2s to Reset


Average speed



↓

reset
2s to Reset


VMG to windward



trip


↓

Log



↓


Trip



↓


reset
1s to Reset

Water temperature



↓


Count-up timer



↓

reset Start/Stop 1s to Reset

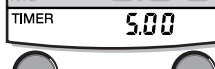
Race start timer 1



↓

reset Start/Stop 1s to Reset

Race start timer 2



↓

reset Start/Stop 1s to Reset

To adjust a timer, simultaneously press

trip AND reset

to enter Adjust mode.
In Adjust mode, use

trip OR reset

to set timer value.

To leave Adjust mode, simultaneously press

trip AND reset

ST60 Setup & Operation Cue Card **TRIDATA**

Illumination

Enter Illumination Mode
 Hold down for 1 second

Adjust
 Press repeatedly to cycle through settings

Alarms

Switch On/Off
 Hold down for 2 seconds

Enter & Exit Adjust Mode
 Momentary while alarm value is displayed

Adjust
 ^ Increase value v Decrease value

Calibration

<p>User Calibration</p> <p>Depth Depth Units Depth Offset Shallow Alarm Lock</p> <p>Speed Speed Units Speed Resolution Log Units Speed Calibration (SOG or manual) Temperature Units Temperature Calibration Time Beep (On/Off)</p> <p>User Calibration Mode 2 seconds</p>	<p>Intermediate Calibration Software Version Master/Repeater Selection (manual setting) Speed Calibration (auto)</p> <p>Intermediate Calibration Mode 4 seconds</p>	<p>Dealer Calibration User Calibration (On/Off) Speed Response (Fast/Slow) Depth Response (Fast/Slow) Boatshow Mode (On/Off) Factory Defaults (On/Off)</p> <p>Dealer Calibration Mode then 12 seconds</p>
<p>Exit Calibration Mode & Save Changes 2 seconds</p>		